



MVGS Field Preparation

Preparing the base areas

1. General visual of a base covered with dirt from use.




2. Using the flat side of the rake, place it against one side of the base.



MVGS Field Preparation

3. Pull the dirt away from the base.



4. Repeat this step against the other three sides. The pattern should look like this below.

Note: Pull the dirt far enough for the vehicle dragging the fields to take it away without contacting the base(s) or use it to fill divots near the base area.

